


TINJASAT GIINDE NOOSTIIDE

DIGITAL



SAT

SAT

GUIDE

SAT

GUIDE



Digital SAT Guide Book

About

EduQuest stands at the forefront of study abroad guidance, transforming aspirations into reality for students around the globe. With a commitment to excellence and innovation, the institute has developed the Digital SAT Guide Book as part of its mission to empower learners to achieve their academic dreams. Through its comprehensive portal, EduVista, and a wealth of resources, EduQuest delivers unparalleled support, combining expertise and personalized coaching to navigate the intricacies of international education. Passionate about fostering global opportunities, EduQuest is dedicated to shaping the future of education.

Table of Contents

1. Introduction to the Digital SAT

- (1) - 1.1 Overview of the Digital SAT
- (2) - 1.2 Key Differences from the Paper SAT
- (3) - 1.3 Importance for College Admissions

2. Registration Process

- (1) - 2.1 How to Register
- (2) - 2.2 Registration Deadlines
- (3) - 2.3 Fees and Payment Methods

3. Understanding the Digital Format

- (1) - 3.1 Navigation of the Digital Test
- (2) - 3.2 Types of Questions in the Digital Format
- (3) - 3.3 Tools Available During the Test

4. Subject Areas Covered

- (1) - 4.1 Reading and Writing
- (2) - 4.2 Math Content Breakdown
- (3) - 4.3 Essay Requirements and Format

5. Test Preparation Strategies

- (1) - 5.1 Creating a Study Plan
- (2) - 5.2 Utilizing Official College Board Resources
- (3) - 5.3 Practice Tests and Study Materials

6. Test-Taking Strategies

- (1) - 6.1 Time Management Techniques
- (2) - 6.2 Approaching Different Question Types
- (3) - 6.3 Handling Test Anxiety

7. Understanding Scoring

- (1) - 7.1 How the Digital SAT is Scored
- (2) - 7.2 Understanding Score Reports
- (3) - 7.3 What Scores Mean for College Admission

8. Accommodations and Support

- (1) - 8.1 Available Accommodations for Students
- (2) - 8.2 How to Request Accommodations
- (3) - 8.3 Support for Students with Disabilities

9. Importance of Practice

- (1) - 9.1 Benefits of Practice Tests
- (2) - 9.2 Resources for Digital Practice
- (3) - 9.3 Formulating a Practice Schedule

10. Analyzing Practice Test Results

- (1) - 10.1 Identifying Weak Areas
- (2) - 10.2 Adjusting Study Plans Based on Results
- (3) - 10.3 Setting Improvement Goals

11. FAQs about the Digital SAT

- (1) - 11.1 Commonly Asked Questions
- (2) - 11.2 Myths vs. Facts
- (3) - 11.3 Where to Find Additional Information

12. Special Considerations

- (1) - 12.1 International Students and the Digital SAT
- (2) - 12.2 Impact of COVID-19 on Testing
- (3) - 12.3 Changes in College Admission Policies

13. Day of the Test

- (1) - 13.1 What to Bring to the Test
- (2) - 13.2 Test Day Procedures
- (3) - 13.3 Tips for a Smooth Test Experience

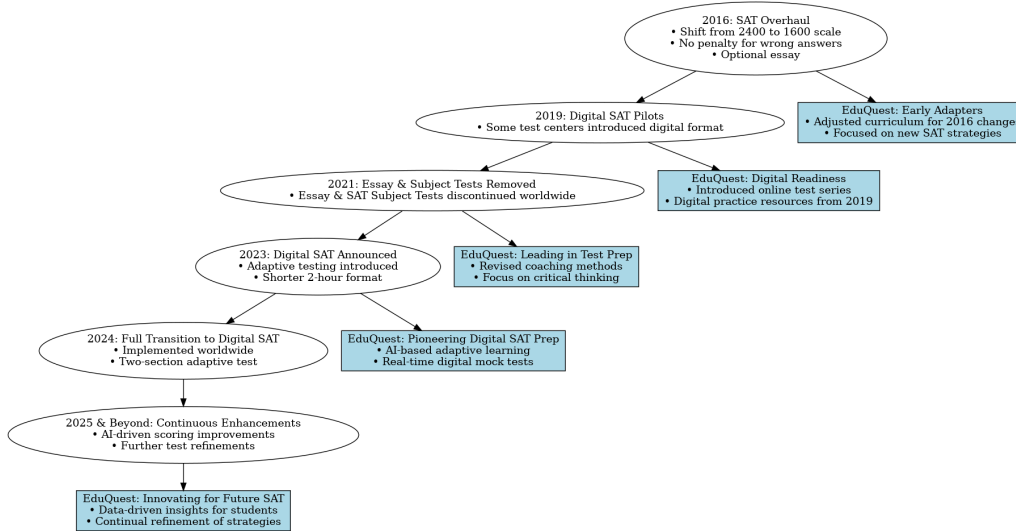
14. Post-Test Actions

- (1) - 14.1 Understanding Your Score Report
- (2) - 14.2 Sending Scores to Colleges
- (3) - 14.3 What to Do If You Are Unsatisfied with Your Score

15. Resources for Continued Learning

- (1) - 15.1 Online Courses and Tutorials
- (2) - 15.2 Books and Publications
- (3) - 15.3 Community Forums and Support Groups

1. Introduction to the Digital SAT



1.1 Overview of the Digital SAT

The Digital SAT signifies a major evolution from the traditional SAT format, serving as a standardized assessment accepted by colleges and universities for admission. Its primary aim is to gauge a student's readiness for college through evaluations in critical reading, writing, and mathematics. Unlike the conventional paper-based test, the Digital SAT is administered on a computer, which streamlines the testing process and reduces the stress typically associated with traditional exams.

This transition to a digital format is not merely a change in delivery; it reflects the broader trend of integrating technology into education, transforming learning environments. Today's students are digital natives, raised in a world of advanced technology. The use of computers and tablets for educational purposes has become standard. By transitioning the SAT to a digital platform, the College Board aligns the test with current practices, enhancing its relevance and accessibility. This evolution enables adaptive testing, which adjusts question difficulty based on student performance, ultimately providing a more personalized assessment experience.

Students and parents interested in registering for the Digital SAT or seeking further information should visit the College Board's official website at www.collegeboard.org.

The site offers valuable insights into the test format, registration processes, and preparation resources, thereby simplifying navigation through this critical aspect of the college admission journey. To improve their chances of success, students are encouraged to familiarize themselves with the digital format ahead of time, practice utilizing the available online tools, and maintain a consistent study routine.

Changes to the SAT Exam (2016–2025)

Year	Changes
2016	Total score changed from 2400 to 1600; introduction of a redesigned SAT focusing on evidence-based reading and writing.
2018	Launch of SAT Subject Tests with digital options, providing increased flexibility.
2021	Announcement of the Digital SAT featuring adaptive testing for a personalized assessment experience.
2023	Full implementation of the Digital SAT across testing centers, including a streamlined registration process.
2025	Expected refinement of digital testing tools and expanded resources for student preparation; elimination of Subject Tests and Essay part.

1.2 Key Differences from the Paper SAT

Aspect	Paper SAT	Digital SAT
Format	Paper-based	Fully digital (uses computer or tablet)
Answer Method	Physical answer sheet with pencil	Interactive interface
Calculator	Student-provided	Built-in calculator for math sections
Question Types	Standard multiple-choice	Adaptive section-wise with varied formats
Testing Time	Longer testing window	Shortened testing window

The transition to a digital format significantly impacts test-takers' experiences and strategies. Students must be comfortable using technology during the test, which may require some prior practice. The built-in calculator alleviates the need to bring a personal calculator, reducing anxiety while necessitating familiarity with the digital tool. The shortened testing window encourages efficient time management, prompting students to pace themselves across sections. While some may benefit from the interactive and adaptive question types, others may need to refine their strategies accordingly. Overall, these changes foster a more engaging testing experience but require students to adjust their preparation methods.

For students and parents preparing for the Digital SAT, it's essential to utilize practice resources aligned with the new format and question types. Familiarizing oneself with the digital interface through official College Board materials can enhance both comfort and performance on test day. For more information on registration and resources, visit [College Board](#).

1.3 Importance for College Admissions

SAT scores hold significant weight in the college admissions process. Many colleges and universities use these scores as a key metric to evaluate students' readiness for the academic challenges ahead. A higher SAT score can open doors to a wider range of institutions and scholarship opportunities. For instance, a comparison of admission requirements for various institutions illustrates the varying emphasis on SAT scores:

College/University	Average SAT Score Requirement	Score Importance
Harvard University	1460-1580	High
University of California, Berkeley	1330-1530	High
State University	1050-1250	Medium
Community College	Not Required	Low

While some institutions are adopting test-optional policies, many still place a significant emphasis on standardized test scores like the SAT when making admissions decisions.

Digital accessibility and flexibility are essential elements that can support a diverse range of student populations during the college admissions process. With the rise of online learning and test-taking options, students from various backgrounds, including those with disabilities or those living in remote areas, have more opportunities to engage with the admissions process. Online resources and tools help students prepare for the SAT more effectively, allowing them to access practice tests and study materials from home. Moreover, flexible scheduling options for test taking cater to students' varying circumstances, giving them the chance to choose a time that aligns best with their personal and academic commitments. This approach not only democratizes access to college education but also enriches the applicant pool by including voices from diverse backgrounds.

Students should remember to register for the SAT early, as spaces can fill quickly. The College Board's website, www.collegeboard.org, offers valuable information on

registration dates, test locations, and preparation resources that can aid in achieving a competitive score.

2. Registration Process



2.1 How to Register

Understanding the registration process is crucial for both students and parents. This journey begins by gathering essential information, including personal details, academic history, and specific program requirements. By following a structured approach, you can ensure a smooth registration experience. Begin by visiting the official website for the registration process, where most institutions provide detailed guidelines on deadlines, required documents, and step-by-step instructions.

After gathering all necessary information, the next step is to create an online account. Protect your login details, as this account will allow you to submit your registration and monitor the status of your application. Once your account is set up, carefully complete

the registration form, ensuring that all information is accurate and comprehensive. Before finalizing your submission, review your application thoroughly. Finally, watch for confirmation emails or status updates regarding your registration.

Choosing the appropriate official registration platform is essential. The College Board website, for instance, is a valuable resource for students registering for SATs and various educational services. Here, users can easily find information about college admissions, test registration, and financial aid options. It may also be beneficial to compare different platforms. Below is a brief comparison of two popular registration platforms and their features:

Platform	Features	Target Audience
College Board	Secure online registration, test dates, college search tools, financial aid resources	High school students, college-bound students, parents
Common Application	Standard application form for multiple colleges, essay prompts, deadlines	High school students applying to multiple colleges

Be sure to explore the resources available on these platforms, including guidelines on exam preparation and the required supporting documents for your application. Effectively utilizing these resources can significantly enhance your registration experience and ensure that you follow all necessary steps. A practical tip is to keep a checklist of requirements for each platform you use to avoid overlooking any crucial aspects of the registration process!

2.2 Registration Deadlines

Key registration dates for upcoming test cycles are crucial for students planning to take standardized tests. For the SAT, registration deadlines can vary depending on the specific test date. For example, if the test is scheduled for March 12, 2024, the regular registration deadline is February 11, 2024. If you wish to register late, you have until February 22, 2024, but this will incur an additional fee. It's important to keep track of these dates. The College Board website, <https://www.collegeboard.org/>, provides a comprehensive and updated schedule for all test dates and associated deadlines, ensuring that you never miss an opportunity.

Adhering to registration deadlines is essential to avoid unnecessary late fees, which can add a financial burden to the testing process. Late fees can range from \$30 to \$40, depending on how far past the original registration date you attempt to register. Missing the deadline not only hampers your testing plans but can also create unnecessary stress as you scramble to adjust your schedule. Keeping a calendar with reminders can help ensure that you stay on top of these important dates, allowing you to focus more on your studies instead of on last-minute arrangements. Always verify your registration details on the College Board website to ensure you are aware of any changes that may occur.

It's beneficial to plan ahead when considering registration for standardized tests. Start discussions about your test schedule early in the academic year to align your preparation accordingly. Consider creating a checklist that includes your desired test dates, registration deadlines, and payment details. This proactive approach will help streamline the entire process and reduce any last-minute panic. Always remember that staying informed is key; leverage resources like the College Board to keep abreast of important dates and any potential changes in procedures.

2.3 Fees and Payment Methods

The registration fees associated with the Digital SAT can vary depending on several factors. Generally, the basic registration fee for the SAT is around \$55. However, additional costs may arise depending on the specific services or features selected by the student. For example, if a student opts to add the Essay section, an additional charge of \$16 applies. Furthermore, students who require additional score reports will incur extra fees as well. Below is a breakdown of common fees associated with the Digital SAT:

Fee Type	Cost
Basic Registration Fee	\$55
Additional Score Reports	\$13 each
Change of Test Date or Test Center	\$25
Late Registration Fee	\$30
Essay (if applicable)	\$16

To register for the Digital SAT, students and their parents can take advantage of various payment methods. The College Board allows for online registrations, where payment can be made via credit or debit cards. Using major cards like Visa, MasterCard, or American Express is acceptable. Additionally, students can also opt for electronic checks if they prefer to pay directly from their bank accounts. For those who prefer not to pay online, there is an option to mail in a payment by sending a check or money order. It's important to ensure that all payments are made well before registration deadlines to avoid late fees and complications. For more details regarding fee structures and payment options, you can visit the College Board website at collegeboard.org.

Understanding the fees and available payment methods is crucial for effective budgeting, especially for families planning test preparation. Some students may also consider financial aid options that may cover testing costs, ensuring that every effort is made to make the SAT accessible. Finally, keep track of registration deadlines to take advantage of the lowest fees and to avoid any late registration charges.

3. Understanding the Digital Format



3.1 Navigation of the Digital Test

The digital interface of standardized tests is designed to be user-friendly, allowing students to navigate effortlessly through the exam. Familiarizing oneself with how to move between questions, review answers, and use digital tools is essential for a smooth testing experience. Students can click through questions, skip difficult ones to return later, and mark items for review. This fluid navigation helps to manage time effectively during the exam, ensuring that students can focus more on answering questions rather than figuring out the technical aspects of the test. Understanding the layout of the test, including sections for instruction and question types, also aids in maximizing performance.

Becoming familiar with the features of the digital tools offered during the test can greatly enhance a student's performance. Many tests include features such as a digital calculator, highlighting tools, and a notepad for quick calculations or jotting down thoughts. Knowing how to access and utilize these tools in advance can save crucial minutes that might otherwise be wasted learning on the spot. Practicing with these features beforehand, through available practice tests, can help students become more comfortable and confident during the real exam. The College Board provides various resources to help students prepare, including registration details available at www.collegeboard.org.

It is particularly beneficial to participate in practice exams that simulate the actual digital testing environment. This way, students can experience the navigation firsthand, allowing them to internalize where each feature is located and how to use it efficiently. Taking the time to engage with the digital interface before the main event not only reduces anxiety but also prepares students to tackle the exam with a clear plan on how to navigate the tools available to them.

3.2 Types of Questions in the Digital Format

Students will encounter a range of question types on the Digital SAT, each designed to assess different skills and knowledge areas. The primary categories include multiple-choice questions, grid-in questions, and equation or evidence-based reading and writing questions. Multiple-choice questions require students to select the correct answer from a list of options, making it essential to read each choice carefully. Grid-in questions ask students to provide a numerical answer, which requires precision and a solid understanding of the math concepts involved. Evidence-based reading and writing questions focus on the ability to analyze texts, interpret information, and understand how context influences meaning. Each question type not only tests knowledge but also the ability to think critically and apply what has been learned.


Effectively tackling these diverse question types involves specific strategies tailored to each format. For multiple-choice questions, it can be helpful to eliminate clearly wrong answers first, narrowing down choices to increase the chances of selecting the correct one. Practicing with sample questions can also familiarize students with the format, boosting confidence. For grid-in questions, a methodical approach is key; showing work and ensuring that answers are accurate before submitting can prevent careless mistakes. When faced with evidence-based reading and writing questions, students should focus on understanding the author's intent and be prepared to cite evidence from the text. Engaging in regular practice with these strategies will not only enhance skills but also prepare students to navigate the Digital SAT effectively. For more information on registration, students and parents can visit the College Board's official website at www.collegeboard.org.

3.3 Tools Available During the Test

The testing environment offers various tools designed to help students perform their best. For instance, students often have access to calculators, which are fundamental in enabling them to solve complex mathematical problems efficiently. On-screen features such as highlighters, note-taking capabilities, and a built-in timer can also enhance the test-taking experience. Furthermore, the option to flag questions allows students to mark items for review, ensuring they can come back to them if they have time. All these tools are valuable, as they provide students with the assistance they need to tackle the questions with confidence.

Understanding how to utilize these tools effectively is key to enhancing performance. For example, when using a calculator, students should familiarize themselves with its functions beforehand, allowing for smoother operation during the test. Efficient use of the on-screen highlighter can help in tracking important information or key terms that may aid in answering questions accurately. Time management is another critical aspect; utilizing the timer effectively ensures that students allocate their time wisely across different sections of the test. Moreover, taking advantage of the flagging feature can help in prioritizing questions that may require more thought, thereby maximizing overall test performance. For further details on the available tools and resources for test-taking, students and parents can visit College Board, which provides valuable insights and registration information.

4. Subject Areas Covered



4.1 Reading and Writing

The Reading and Writing sections of the Digital SAT play a critical role in evaluating students' literacy skills, focusing particularly on their ability to understand and analyze diverse written content. The Reading section measures comprehension and interpretation across a variety of texts, such as literature, historical documents, and informational passages. Questions challenge students to engage in critical thinking while grasping context, themes, and arguments presented in the texts. In contrast, the Writing section assesses grammar, usage, punctuation, and stylistic clarity. Here, students must identify and rectify errors, in addition to enhancing the clarity and effectiveness of their writing. Both sections emphasize essential skills that are crucial for success on the SAT, while also serving as foundational tools for academic

achievement and effective communication throughout life. For more information regarding the SAT, including registration details and specific tested skills, visit College Board.

Subtopics	Description
Reading Comprehension	Measures understanding of various texts and the capacity for critical interpretation.
Text Analysis	Evaluates the ability to analyze context, themes, and arguments within texts.
Grammar and Usage	Tests knowledge of grammar rules and correct usage in writing.
Punctuation and Style	Focuses on correct punctuation and the clarity of style in writing.

To prepare effectively for the Reading and Writing sections, students should implement targeted study strategies that align with the skills being tested. Regular reading can enhance comprehension and expose students to various writing styles and vocabularies. Engagement with diverse genres—such as fiction, non-fiction, and articles—encourages adaptability in understanding context and purpose. Furthermore, practicing with official SAT reading materials can help familiarize students with question formats and timing. For the Writing section, reinforcing grammar rule knowledge and practicing error identification in sample texts is essential. Resources like grammar workbooks or online exercises provide immediate feedback on progress. Forming study groups can also be beneficial; discussing texts and peer reviewing writing not only solidifies understanding but fosters collaborative learning.

One of the most effective methods to prepare for the SAT is through practice tests. These tests offer valuable insights into pacing and the types of questions that may be encountered. Reviewing incorrect answers is imperative, as it highlights specific areas requiring improvement, whether in reading comprehension or writing mechanics. Additionally, employing time management strategies during practice can alleviate anxiety on test day. With consistent practice and a focused study approach, students can significantly improve their chances of achieving a desirable score in the Reading and Writing sections of the SAT.

Here's a **table summarizing the Reading & Writing portion of the SAT** along with the **importance of each skill**:

Section	Description	Types of Questions	Importance (%)
Craft & Structure	Understanding word meanings, analyzing text structure, and evaluating perspectives.	- Vocabulary in context - Purpose of sentences - Passage tone & structure	25%
Information & Ideas	Identifying main ideas, supporting details, and summarizing information.	- Central idea & theme - Supporting evidence - Inference-based questions	30%
Standard English Conventions	Grammar, punctuation, sentence structure, and clarity.	- Subject-verb agreement - Sentence boundaries - Punctuation usage	20%
Expression of Ideas	Improving clarity, conciseness, and logical flow in writing.	- Transitions & cohesion - Effective sentence placement - Conciseness & redundancy	15%
Data Interpretation	Understanding graphs, charts, and infographics in relation to text.	- Infographic-based questions - Data trends & conclusions - Integration with text analysis	10%

Key Takeaways:

- ✦ **Information & Ideas (30%)** is the most critical area, requiring strong comprehension skills.
- ✦ **Craft & Structure (25%)** is essential for analyzing perspectives and understanding text organization.
- ✦ **Grammar (20%)** and **Writing Clarity (15%)** play a crucial role in sentence construction.
- ✦ **Data Interpretation (10%)** ensures students can work with graphical data in real-world contexts.

This breakdown helps students **prioritize their SAT Reading & Writing prep effectively!** 🚀

4.2 Math Content Breakdown

The Digital SAT consists of a range of math concepts designed to evaluate a student's preparedness for college coursework. The math sections are categorized into three main areas:

Subtopic	Description
Heart of Algebra	This section emphasizes linear equations and inequalities, equipping students with essential skills to tackle real-world problems.
Problem Solving and Data Analysis	Focuses on interpreting data, comprehending ratios, and working with percentages, among other analytical skills.
Passport to Advanced Math	Tests comprehension of complex equations and functions, thereby enhancing problem-solving capabilities.

A comprehensive overview of these math topics is available on the College Board's website at www.collegeboard.org.

To boost performance in these areas, students should implement targeted practice strategies. It is vital to pinpoint specific math skills that need more focus, such as graphing functions or solving systems of equations. Regularly completing practice problems and participating in timed quizzes will help build confidence and familiarity with the test format. Utilizing online resources and study guides can offer valuable insights into potential questions on the Digital SAT. Establishing a clear study schedule, focusing on one skill at a time, will make preparation more manageable and effective.

One practical suggestion is to review the official SAT practice materials and sample questions provided by the College Board. Engaging with these resources enables students to understand the test structure and question format. By studying strategically, enhancing fundamental math skills, and addressing any weaknesses, students can improve their overall math competence and elevate their scores on the Digital SAT.

Here's a **table summarizing the Math portion of the SAT**, along with the **importance of each skill**:

Section	Description	Types of Questions	Importance (%)
Algebra	Solving equations, inequalities, and understanding functions.	- Linear equations & systems - Quadratic equations - Graphing functions	35%
Advanced Math	Higher-level algebraic concepts and function manipulation.	- Polynomial division - Exponential functions - Rational expressions & equations	25%
Problem Solving & Data Analysis	Interpreting data, ratios, percentages, and probability.	- Word problems - Data tables & graphs - Statistical measures (mean, median, mode)	20%
Geometry & Trigonometry	Understanding shapes, angles, and trigonometric relationships.	- Circles, triangles, & area formulas - Right triangle trigonometry (sine, cosine, tangent) - Volume & coordinate geometry	15%
Miscellaneous Topics	Includes complex numbers and special mathematical principles.	- Imaginary numbers - Combinations & permutations - Probability in real-world contexts	5%

Key Takeaways:

✦ **Algebra (35%)** is the most crucial, forming the foundation for solving equations and functions.

✦ **Advanced Math (25%)** is essential for polynomial, exponential, and rational equations.

✦ **Problem Solving & Data Analysis (20%)** is critical for interpreting real-world data and statistics.

✦ **Geometry & Trigonometry (15%)** focuses on spatial reasoning and right-triangle principles.

✦ **Miscellaneous Topics (5%)** cover special math concepts like complex numbers and probability.

This breakdown helps students **strategize their SAT Math prep effectively!** 🚀

4.3 Essay Requirements and Format

The essay component of your application is vital in showcasing your personality, interests, and clarity of thought. This is your opportunity to add context to your application and share insights that grades or test scores may not reveal. Adhering to specific requirements—such as word limits, prompts, and guidelines—is essential. You should aim to deliver a well-organized piece that demonstrates critical thinking, originality, and strong writing skills. It's crucial to familiarize yourself with each institution's precise requirements, as they can vary significantly.

The **SAT Essay** was officially **eliminated in June 2021**. The College Board announced in **January 2021** that the essay section would no longer be offered after the **June 2021 SAT administration**, except for states where it was required for school-based testing.

For further details and resources, visit the College Board website at www.collegeboard.org, where you can also register for various colleges and universities.

Understanding formatting expectations is equally important. Most essays should exhibit a clear structure, typically consisting of an introduction, body paragraphs, and a conclusion. The introduction should engage the reader while presenting your main idea. Each body paragraph must focus on a specific point supporting your thesis, ensuring coherence and development. Pay close attention to guidelines regarding font type, size, spacing, and citation styles. Scoring criteria often include clarity of thought, depth of analysis, creativity, and grammar. Reviewing successful example essays can offer valuable insights to help refine your writing style and meet admission officers' expectations.

For many students and parents, preparing an essay can seem daunting. However, starting early makes the process manageable, allowing ample time for revisions. A polished essay doesn't appear overnight; it requires careful consideration and

refinement. Embrace the drafting process, seek feedback, and hone your work. This not only enhances the quality of your essay but also deepens your understanding of your personal narrative. Remember, your essay is your chance to tell your unique story—make it impactful.

EduQuest's Expertise in University Essays & SOPs – Crafting Your Success Story!

Your college application essays & SOPs (Statement of Purpose) are crucial in securing admission to top universities. EduQuest specializes in crafting **powerful, personalized, and impactful** essays that set students apart.

Why Choose EduQuest for Essays & SOPs?

✓ 1. Personalized, Authentic & Impactful Writing

- **One-on-one brainstorming** to reflect **your unique story & achievements**.
- **No generic templates** – Each essay is tailored for **specific universities**.
- **Highlighting strengths, aspirations, and vision** for a compelling narrative.

✓ 2. Expertise in Ivy League & Top University Applications

- Successful essays crafted for **Harvard, MIT, Stanford, NYU, UCL, KCL, UT Austin, Purdue, UBC, and more**.
- **Knowledge of university expectations & essay prompts**.
- **Adapting tone & structure** as per **US, UK, Canada, and Singapore** requirements.

✓ 3. SOPs That Secure Admissions & Scholarships

- **Powerful storytelling techniques** to make your SOP stand out.
- SOPs that align **academic background, goals, and program expectations**.
- **Strong justification for scholarships** and financial aid applications.

✓ 4. Common App, UCAS, and Country-Specific Essay Support

- **Common App essays** for US universities.

- **UCAS personal statements** for UK universities.
- **Country-specific essays** for **Canada, Australia, Singapore & Europe**.

✓ **5. Unlimited Edits & Proofreading**

- **Multiple rounds of editing** by expert mentors.
- **Grammar, structure, and coherence checks** for a professional finish.
- **Final review for authenticity & impact**.

Success Stories

- ✓ **Admissions to Ivy League & top global universities** with winning essays.
- ✓ **Students receiving scholarships up to \$100,000** with our expert SOPs.
- ✓ **Essay strategies that highlight leadership, innovation & passion**.

5. Test Preparation Strategies



5.1 Creating a Study Plan

Drafting an effective study plan involves several key steps tailored to individual needs. First, assess your current academic standing by reviewing grades and understanding which subjects require more attention. Identify your strengths and weaknesses to allocate study time effectively. Create a timetable that includes specific study sessions, breaks, and time for extracurricular activities or family obligations. Make sure to block out time for each subject based on the complexity and your comfort level with the material. When scheduling your study sessions, it's important to consider your peak productivity hours; some students study better in the morning, while others are more alert in the evening. Utilize resources such as tools from the College Board that can help you manage your time better and offer templates for organizing your study plan.

Setting realistic and measurable study goals is crucial for any study plan. Goals should be specific, achievable, and time-bound; for example, instead of saying I want to do well in math, a more effective goal would be I will complete three math practice tests by the end of the week. This specificity helps students track progress and stay motivated. Create a visual chart or table to compare your goals and progress over time. The table might look something like this:

Goal	Target Date	Progress	Notes
Complete Math Chapter Readings	March 1	In Progress	Need additional resources
Score 90% on Science Test	March 15	Not Started	Focus on lab reports

This type of structured approach not only clarifies what needs to be done but also provides a means of accountability and time management. When goals are measurable, it becomes easier to celebrate small victories along the way, making the entire studying process more engaging and rewarding. Remember that adjusting a study plan as you progress is vital; flexibility allows for changes and improvements based on personal experiences. Establish regular check-ins to evaluate how well you're meeting your study goals and make amendments to your approach as needed.

EduQuest offers a **personalized SAT study plan** tailored to your strengths and weaknesses, ensuring maximum score improvement. Here's how they curate an effective **SAT study plan**:

◆ Step-by-Step EduQuest SAT Study Plan

✔ Step 1: Diagnostic Test & Analysis

- Take a **full-length SAT mock test** to assess your current level.
- AI-based analysis to identify **weak areas** and improvement scope.

✔ Step 2: Personalized Study Schedule

- Customized daily & weekly study plan based on **your target score**.
- Balance between **Reading & Writing** and **Math** based on strengths/weaknesses.

✔ Step 3: Concept Strengthening & Skill Development

- **Live interactive classes** with expert instructors.
- Focus on high-weightage topics like **Algebra, Problem-Solving, Grammar, and Reading Analysis**.
- **Shortcuts & strategies** for time management and accuracy.

✔ Step 4: Practice & Adaptive Learning

- AI-based **adaptive mock tests** with difficulty progression.
- **Sectional tests** to improve pacing and accuracy.
- Instant feedback and **error analysis** to refine strategies.

✔ Step 5: Exam Strategies & Test-Taking Techniques

- **Time-management techniques** to tackle tricky SAT questions.
- Elimination strategies, guessing techniques & **stress management tips**.

✔ Step 6: Final Mock Tests & Score Boosting

- **5+ full-length mocks** simulating real SAT conditions.
- One-on-one review of test performance & last-minute strategy tweaks.

Why Choose EduQuest for SAT Prep?

- ✔ **Save ₹3,000 on SAT Registration** 🎯
- ✔ **AI-driven smart analytics for progress tracking** 📊
- ✔ **Unlimited doubt-solving & personalized mentorship** 🤝
- ✔ **Full profile-building & application support** 🌍

5.2 Utilizing Official College Board Resources

The College Board offers a wealth of resources aimed at helping students prepare effectively for standardized tests such as the SAT and AP exams. Among these resources, the official website provides practice tests, detailed score reports, and personalized study plans. Specifically, students can find free downloadable practice questions and diagnostic tools that simulate real exam conditions. The Khan Academy Official SAT Practice tool is another notable resource, as it features a variety of practice questions, instructional videos, and personalized study recommendations based on a student's performance. Additionally, the AP Central site gives access to specific subject-related materials, including past exam questions and scoring guidelines, which help in understanding what is expected on the tests. This wealth of information equips students with the necessary tools to approach their studies with confidence. For registration and to explore these resources further, students and parents can visit www.collegeboard.org.

To make the most of these College Board resources, it's essential to adopt a strategic approach to studying. Students can start by taking a diagnostic test available on the website to identify their strengths and weaknesses. Once they have a clear picture of their starting point, they should make use of the personalized practice plans offered by Khan Academy, which adjust to their specific needs. This targeted practice not only helps in reinforcing weak areas but also builds upon existing knowledge. Moreover, utilizing the practice questions from the AP Central site can familiarize students with the exam format and types of questions that will be asked. Regularly reviewing the detailed score reports available after each practice test illuminates trends in performance, guiding students to allocate their study time more efficiently. Parents can play an active role by encouraging regular study habits and facilitating access to these resources, making it easier for students to stay organized and focused.

The key to successfully utilizing College Board resources is consistency. Regular practice, along with reviewing progress over time, helps to cement learning and build exam readiness. Engaging with the available tools not only prepares students for the exams but also instills a sense of accomplishment and confidence, which are crucial for performance on test day. A practical tip is to set a study schedule that includes small,

manageable sessions focusing on different subjects each week to keep motivation high and ensure all areas of the exam are covered thoroughly.

5.3 Practice Tests and Study Materials

Practice tests play an essential role in helping students get familiar with the test format and timing. By regularly taking practice tests, students can experience the pressure of working under timed conditions, which helps reduce anxiety on the actual test day. Understanding the structure of the test, including the types of questions and the pacing needed, gives students a significant advantage. It allows them to develop a strategy for answering questions effectively, manage their time wisely, and identify areas where they may need to focus additional study. Furthermore, practice tests provide immediate feedback, enabling students to pinpoint their strengths and weaknesses, ensuring a more targeted approach to their study sessions.

When selecting study materials, quality is crucial for optimal preparation. High-quality materials are typically aligned with the test's actual content and format, ensuring that students are studying relevant information. Sources such as the College Board are invaluable, as they provide official practice tests and sample questions that accurately reflect the exam. Comparing study materials can help in making informed choices. Below is a brief comparison of different types of resources:

Resource Type	Pros	Cons
Official Practice Tests (e.g., College Board)	Accurate format and content, high credibility	May not cover every possible practice scenario
Prep Books	Comprehensive material, various strategies	Quality varies by publisher
Online Resources and Apps	Interactive, often updated, convenient	Less structured, can be overwhelming
Tutoring Services	Personalized attention, targeted help	Can be expensive, requires scheduling

For effective preparation, it's essential to blend different types of study materials. Using official resources from the College Board, along with supplementary prep books and online courses, can create a well-rounded study plan. Remember to focus on understanding the material fully rather than rote memorization, and ensure to integrate practice tests regularly into your routine. By doing so, students can maximize their study efforts and enhance their performance on the test day.

6. Test-Taking Strategies



6.1 Time Management Techniques

Effective time management during tests can significantly enhance a student's performance. Students need to develop strategies to navigate the challenges of timing while ensuring they can thoroughly analyze and answer each question. One effective strategy is to familiarize oneself with the test format well in advance, allowing students to allocate their time appropriately for each section of the test. Practicing under timed conditions can help students learn to gauge how much time they should allocate to each question. For example, if the test consists of four sections with varying numbers of questions, students can break down their time and set specific goals for each section. Understanding the pacing needed can be crucial for maximizing the available time.

Digital SAT Exam Structure (2024-2025)

The **Digital SAT** has a new adaptive format that is **shorter, more efficient, and more secure** compared to the old paper-based SAT.

Digital SAT Breakdown

The test is **2 hours 14 minutes** long and has **2 main sections**:

Section	Modules	No. of Questions	Time Allotted	Adaptive Format
Reading & Writing	2	54	64 minutes	Yes (Adaptive)
Math	2	44	70 minutes	Yes (Adaptive)

- ◆ **Total Duration: 2 hours 14 minutes**
- ◆ **Total Questions: 98**
- ◆ **Scoring: 400 - 1600**

Section-Wise Breakdown

1 Reading & Writing Section (64 mins, 54 Questions)

- ✓ **2 modules** (adaptive difficulty)
- ✓ Each module has **27 questions** (MCQs)
- ✓ Focuses on:

- **Vocabulary in Context**
- **Main Ideas & Details**
- **Logical Reasoning & Argumentation**
- **Grammar & Editing**

2 Math Section (70 mins, 44 Questions)

- ✓ **2 modules** (adaptive difficulty)
- ✓ Each module has **22 questions**

✔ **Calculator allowed throughout**

✔ **Covers:**

- **Algebra (Linear & Quadratic equations)**
- **Problem-Solving & Data Analysis**
- **Geometry & Trigonometry**
- **Advanced Math (Polynomials, Exponents, Functions)**

Key Features of Digital SAT

✔ **Adaptive Testing:** The test adjusts based on **performance in Module 1**.

✔ **Shorter & More Efficient:** **2 hours 14 minutes** (compared to 3 hours earlier).

✔ **Online Testing Format:** Taken on a **laptop/tablet** at a test center.

✔ **More Time Per Question:** **Reading passages are shorter**, with only 1 question per passage.

✔ **Graphing Calculator Available:** **In-built Desmos calculator** for the math section.

Prepare with EduQuest – Ace the Digital SAT!

 **Personalized Study Plans**

 **AI-based Adaptive Practice Tests**

 **Guaranteed Score Improvement**

 **Call Now:** +91 9958041888

 **Visit:** www.eduquest.org.in

Start Your SAT Prep with the Best Today! 

Students and parents can find more information, including test registration and resources, at College Board. Preparing with a clear time management strategy not only helps in answering questions effectively but also reduces test anxiety, allowing students to focus on showcasing their knowledge and skills. To sharpen timing skills, practicing with official test materials under real test conditions is invaluable. This way, students

can develop a rhythm, recognize their pacing habits, and adjust as needed for the actual test day.

6.2 Approaching Different Question Types

```html

Students often face a range of question types during standardized tests, and knowing how to approach each type can make a significant difference in performance. To effectively tackle multiple-choice questions, comprehension questions, and problem-solving tasks, it's essential to understand the unique strategies required for each. For instance, in multiple-choice questions, start by reading all the answer options carefully. Sometimes, the answer is embedded in how the choices are framed; pay close attention to qualifiers like always, never, or most. For comprehension questions, it's helpful to annotate the passages as you read. Mark key details and main ideas to help you recall essential information when answering related questions. When addressing problem-solving questions, especially in math and science, break the problem down step by step. Write down what you know and what you need to find out, as this can clarify your thought process and guide you toward the correct answer.

Eliminating incorrect answers is an invaluable technique that can enhance the probability of selecting the right option, even when uncertainty exists. When confronted with multiple-choice questions, look for choices that contain extreme language, as they are often incorrect. Additionally, if you recognize any facts or details in the answers that are not mentioned in the question or context, those options can typically be eliminated. Logical reasoning can also serve as a useful tool; if two answers are similar but vary slightly, one is likely to be incorrect. When dealing with comprehension questions, consider the overall message or tone of the text. If an answer choice feels inconsistent with the text's meaning or intent, it's best to discard it. Engaging in practice tests or using resources from the College Board can provide further exposure to different question types. For more information and strategies, students and parents can visit [www.collegeboard.org](http://www.collegeboard.org) for registration and planning assistance.

A practical mindset can accelerate your preparation process. Approach each practice test as a learning opportunity, and make sure to review not just the problems you got wrong, but also the questions you answered correctly to ensure you understand your reasoning. Each attempt gives valuable insights. Be intentional with your study time and develop a strategy for familiarizing yourself with various question types, as proficiency will not only increase confidence but also build a foundation for test-day success.




## **6.3 Handling Test Anxiety**

Test anxiety arises from various common causes that can significantly impact a student's performance. Factors such as fear of failure, high-stakes situations, and pressure from parents or peers can lead to overwhelming feelings of stress during exams. For many students, the consequences of this anxiety are not just emotional; they can also manifest physically, leading to symptoms like a racing heart, sweaty palms, or even nausea. The worry about not living up to expectations or comparing oneself unfavorably to others can create a vicious cycle of anxiety that undermines confidence. Research has shown that students who experience test anxiety often struggle to recall information they studied, affecting their overall performance.

On test day, implementing practical strategies can help alleviate anxiety. One effective approach is preparation, which includes reviewing material thoroughly but also allowing time for breaks. It's beneficial to practice relaxation techniques like deep breathing or visualization before entering the exam room. Additionally, having a set routine can provide a sense of control. Arriving early can reduce panic about being late and give a student time to adjust to the environment. When it comes to the actual test, breaking the exam into smaller sections and taking it one question at a time can make it feel less daunting. Reminding oneself that it's just one test and not a final reflection of capability can also ease pressure. Resources like the College Board offer registration and guidance for students, making it easier to access information and stay informed about testing procedures. You can find more details at [collegeboard.org](https://collegeboard.org).

Having a support system in place can also contribute positively to managing test anxiety. Engaging in discussions with friends, family, or teachers can provide encouragement and normalize feelings of anxiety. Moreover, getting enough rest before the test is essential for optimal performance. Planning healthy meals and staying hydrated can make a noticeable difference in how a student feels physically and mentally. As a practical tip, creating a positive affirmation or mantra that can be repeated during studying and on test day can foster a mindset geared towards success, reducing anxiety and boosting confidence.

## 7. Understanding Scoring



### 7.1 How the Digital SAT is Scored

The scoring process for the Digital SAT is designed to evaluate a student's knowledge and skills effectively. This assessment comprises multiple-choice questions and a writing component, with scores ranging from 400 to 1600. The two main sections, Evidence-Based Reading and Writing and Math, each contribute between 200 and 800 points to the total score. For the digital format, answers are automatically recorded, allowing for quicker results than traditional testing methods. The test uses a method called adaptive scoring, which adjusts question difficulty based on the student's responses. This means that answering correctly can lead to harder questions, which in turn can lead to higher scores, while incorrect answers may result in slightly easier questions. The College Board's scoring algorithms take into account the number of

correct answers, the difficulty of the questions, and the student's performance across sections to produce a final score.

Understanding the implications of scoring patterns is crucial for both students and parents as it can directly influence college admission opportunities. Higher scores can open doors to selective colleges and universities, potentially leading to scholarships and other financial aid opportunities. Below is a table that summarizes how different score ranges might affect college admissions:

| <b>Score Range</b> | <b>Admission Chances</b>                | <b>Potential Scholarships</b>                      |
|--------------------|-----------------------------------------|----------------------------------------------------|
| 1200-1400          | Moderate chances for state universities | Some merit-based options available                 |
| 1401-1600          | High chances for selective colleges     | Increased eligibility for significant scholarships |

It's worth noting that apart from the score itself, colleges also consider other factors like GPA, extracurricular activities, and personal statements. Therefore, achieving a high Digital SAT score is just one part of a larger picture when applying to college. Students should regularly check the specific requirements of their desired schools, as most institutions provide guidelines on how they evaluate the SAT scores as part of their admission process. Parents and students can visit the College Board's website at [www.collegeboard.org](http://www.collegeboard.org) for more information on registration and to stay updated on any changes to the scoring system. A solid score on the Digital SAT can greatly enhance a student's future opportunities, so preparation is key. Consider engaging in long-term study plans, utilizing practice exams, and seeking support from educators.

## **7.2 Understanding Score Reports**

Understanding score reports from the Digital SAT is crucial for students and parents as it provides insights into a student's performance. The score report includes several components that are essential for interpreting results. The total score ranges from 400 to 1600, combining scores from the Evidence-Based Reading and Writing (EBRW) and Math sections, each scored on a scale of 200 to 800. In addition to the total score, students receive section scores and subscores, giving a detailed view of strengths and weaknesses in various areas. This breakdown helps in identifying specific skills that may need improvement. For example, if a student scores significantly lower in the Reading section compared to the Math section, they might consider focusing their study efforts on reading comprehension and analysis. Parents can access the official College Board site at [www.collegeboard.org](http://www.collegeboard.org) for more information and resources.

Each component of the score report holds importance in the context of college admissions. Colleges and universities often use SAT scores as one of several factors in their admissions decisions. The total score is a key figure that colleges consider, but section scores also play a vital role. Admissions committees may look at how well a student performs in specific subjects relevant to their major or intended field of study. For instance, a student interested in engineering may benefit from a strong Math score even if their EBRW score is lower. Additionally, subscores such as those for problem-solving and data analysis can indicate a student's readiness for college-level coursework, providing valuable information to admissions officers assessing overall preparedness. Furthermore, some institutions may employ score ranges and percentiles from this report to compare students with other applicants, giving context to a student's performance within their peer group.

A practical tip for students is to review score reports carefully and to seek additional support or test preparation in identified areas of weakness. Participating in workshops or utilizing online resources can help reinforce learning and improve scores on future attempts. Engaging with teachers or tutors for one-on-one assistance can also make a significant difference. Understanding and interpreting your score report can empower you to make informed decisions about your study strategies and college applications.

Remember that consistent effort and targeted practice can lead to improvement not only in SAT scores but also in overall academic performance.

## **7.3 What Scores Mean for College Admission**

Colleges interpret SAT scores as a significant indicator of a student's readiness for collegiate-level work. An SAT score can reveal a lot about a student's academic strengths and weaknesses. College admissions officers use these scores in conjunction with other factors, such as high school GPA, letters of recommendation, and personal essays, to create a comprehensive picture of applicants. For instance, a high score can enhance a candidate's application, especially if the score aligns with the college's testing percentiles. Different colleges have different expectations regarding what constitutes a competitive score. The College Board provides data which can inform students and parents about average SAT scores at specific institutions, making it easier to gauge how an applicant might stack up against their peers. More detailed information can always be found at [www.collegeboard.org](http://www.collegeboard.org).

Trends in college admissions reveal varying expectations among colleges and programs. For example, Ivy League schools generally expect higher SAT scores, often requiring applicants to fall within the 1400-1600 range. In contrast, regional state universities may have more flexible criteria, with average admitted scores typically ranging from 1100-1300. The table below illustrates the differences between different categories of institutions:

### **Type of Institution    Average SAT Score Range**

|                       |              |
|-----------------------|--------------|
| Ivy League            | 1400 - 1600  |
| National Universities | 1200 - 1400  |
| Regional Colleges     | 1100 - 1300  |
| Community Colleges    | Not Required |

Understanding these nuances is vital for students and parents as they navigate the college admission landscape. Different programs within the same institution might also have differing score requirements, particularly competitive majors like engineering or business, which often demand higher scores compared to less competitive fields. It is essential to research colleges thoroughly and consider where your SAT scores might place you in the overall applicant pool. A practical tip is to aim for a score that is above the average for the colleges you are interested in, but also recognize that scores are just one component of the admissions process.

## 8. Accommodations and Support



### **8.1 Available Accommodations for Students**

Students with disabilities are provided various accommodations to ensure they have equal access to educational opportunities. These accommodations can include extended time on tests, access to assistive technology, the ability to take breaks during assessments, alternative formats for assignments and exams, and even permission to use a computer for written tasks. Each student's needs are different, so accommodations can be tailored specifically to support their unique challenges. The College Board, for example, has specific guidelines that help students apply for accommodations on standardized tests; further details can be found on their website at [www.collegeboard.org](http://www.collegeboard.org).

The impact of these accommodations on test performance can be significant. Extended time can alleviate the pressure that many students feel during testing, allowing them to complete their work without the anxiety of a ticking clock. Access to assistive technology can help students who struggle with reading or writing to more effectively demonstrate their knowledge. For instance, a student with dyslexia might use text-to-speech software, which can enhance their comprehension and performance in testing scenarios. The following table highlights different types of accommodations and their potential impacts on student performance:

| <b>Type of Accommodation</b>               | <b>Potential Impact on Performance</b>                                                                |
|--------------------------------------------|-------------------------------------------------------------------------------------------------------|
| Extended Test Time                         | Reduces anxiety, allowing more thorough responses and fewer mistakes.                                 |
| Assistive Technology                       | Improves access to information and expression of knowledge, leading to better performance.            |
| Breaks During Testing                      | Reduces fatigue, enables students to maintain focus and concentration throughout the test.            |
| Alternative Formats (e.g., Braille, Audio) | Enhances understanding and engagement for students with specific learning needs.                      |
| Use of a Computer                          | Facilitates ease of writing, editing, and organizing thoughts for students with writing difficulties. |

Understanding how accommodations work can greatly benefit students and their parents when preparing for tests. Students are encouraged to initiate conversations with their schools about their needs and the types of accommodations available to them. This proactive approach not only empowers them but also fosters a supportive educational environment that can lead to improved academic outcomes.

## **8.2 How to Request Accommodations**

Requesting accommodations can seem overwhelming, but following a clear, step-by-step guide can simplify the process. First, students should identify the specific accommodations they require based on their individual needs, which might be linked to a disability or other health condition. Next, it's crucial to check in with the institution's disability services office or equivalent, as they will have the most accurate information on what accommodations are available and how to pursue them. Students may need to complete a formal request form that details their needs. It's also beneficial to arrange a meeting with a disability advisor to discuss possible accommodations and to ensure that all required forms are filled out correctly. After submission, keep track of any communication and follow up if necessary, as this will help ensure that the request is processed efficiently.

Documentation is essential when requesting accommodations. Most institutions require specific paperwork to support your request, typically including medical certificates or diagnostic reports. This documentation must clearly outline the nature of the disability and how it affects educational performance. The timeline for submitting these documents can vary, so it's important to consult the institution's guidelines. Generally, a request should be submitted well in advance of any required deadlines—that could mean several weeks or even months before exams or the start of a term. It's important to provide complete and accurate paperwork to avoid delays. Students can find additional resources and detailed procedures on how to get started at the College Board's website, found at <https://www.collegeboard.org/>. This resource outlines everything from the registration process to what documentation is ideal for different types of accommodations.

Understanding these steps can empower students and their families to navigate the accommodation request process more effectively. Always remember to keep records of all correspondence and documents submitted, as this can be crucial if there are any issues or misunderstandings later on. Staying organized and proactive can make a significant difference in ensuring that necessary supports are in place when needed.

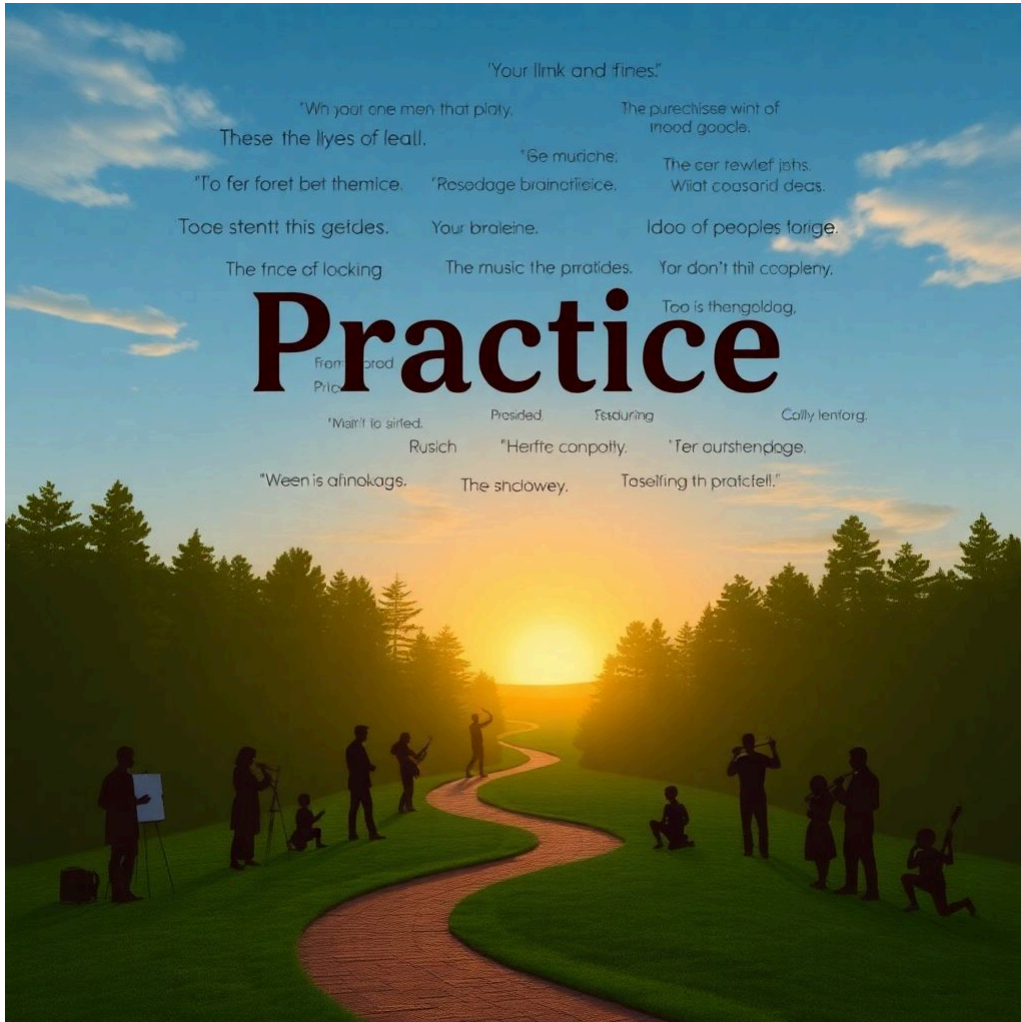
## **8.3 Support for Students with Disabilities**

Many educational institutions offer various resources and support systems tailored specifically for students with disabilities. These can include accessibility services, specialized tutoring, and mental health support. For instance, schools often provide accommodations like extended test-taking time or the option to take exams in quieter settings. Colleges may have dedicated offices for disability services, which work to ensure that students receive necessary adjustments in their courses and exams. The resources can vary significantly from one institution to another, which is why it's critical for students and parents to investigate what their specific school offers. Those interested in further resources can visit [www.collegeboard.org](http://www.collegeboard.org), which contains information about accessibility options and necessary registration procedures.

Advocacy and understanding of rights are essential for ensuring that students with disabilities receive the accommodations they need in their educational journey. The Americans with Disabilities Act (ADA) and Section 504 of the Rehabilitation Act guarantee these students the right to receive equal access to education. When schools are aware of a student's disability, they are legally obligated to provide necessary adjustments. This includes creating Individualized Education Programs (IEPs) for younger students in K-12 settings and collaborating with students to develop plans in higher education settings. It's crucial for both students and parents to understand these rights and actively advocate for necessary supports, whether through direct conversations with educators or by seeking assistance from advocacy groups and legal counsel if needed.

A practical tip for parents and students is to maintain open lines of communication with educational staff. Engaging in conversations about needs and required accommodations can significantly impact a student's success. Keeping thorough documentation of all communications and accommodations can also be helpful. This ensures that there is a clear understanding of what has been agreed upon, making the process smoother and more effective. Remember, understanding and knowing one's rights is fundamental in navigating the education system successfully.

# 9. Importance of Practice



## 9.1 Benefits of Practice Tests

Taking practice tests is a valuable part of any study routine, as they provide students with an opportunity to familiarize themselves with the format and types of questions they will encounter in actual exams. This preparation can significantly alleviate test anxiety, as students gain confidence through repeated exposure to the testing format. Additionally, practice tests help students manage their time effectively, allowing them to simulate exam conditions and develop pacing strategies. Consider the following comparison of benefits:

**Benefit**

**Description**

|                              |                                                                                                       |
|------------------------------|-------------------------------------------------------------------------------------------------------|
| Familiarity with Test Format | Students become comfortable with the structure of the exam, including question types and time limits. |
| Improved Time Management     | Students learn how to allocate their time effectively across different sections of the test.          |
| Identification of Weak Areas | Regular practice reveals specific subjects or types of questions where students struggle.             |
| Enhanced Self-Assessment     | Students can measure their progress and make adjustments to their study habits accordingly.           |

Practice tests serve as an excellent tool for identifying areas that need improvement. When students take practice tests, they can gauge their understanding of the material and pinpoint topics or question types that challenge them. This targeted feedback is essential; it allows students to focus their study efforts on weaknesses rather than spending time on material they already understand well. By analyzing their performance after each test, students can strategize and adapt their study plans to address specific gaps in knowledge. For example, a student who consistently struggles with algebra in practice tests can dedicate more time to that area, utilizing online resources and practice problems to enhance their skills. Such focused study not only improves overall performance but also fosters a sense of achievement as students see their scores improve over time.

For parents and students looking to prepare for standardized tests effectively, registering for practice tests offered by organizations like the College Board can be beneficial. Parents can encourage their children to take advantage of these resources, which provide both practice exams and valuable feedback to help students succeed. To register and explore these opportunities, visit [www.collegeboard.org](http://www.collegeboard.org). A practical tip to enhance the experience is to create a study schedule that incorporates regular practice tests, allowing students to track their improvements and remain motivated throughout their preparation journey.

## **9.2 Resources for Digital Practice**

The digital landscape offers a wealth of resources and platforms that facilitate SAT practice for students. Websites, mobile apps, and online tutoring services provide various ways to prepare for the test. The College Board website stands out as a primary resource, offering official practice tests, sample questions, and personalized study plans. Additionally, platforms like Khan Academy partner with the College Board, providing free SAT practice through interactive lessons, practice questions, and instructional videos tailored to students' needs. Other notable resources include Quizlet, which offers flashcards and study sets created by users, and The Princeton Review or Kaplan, which provide comprehensive study guides and courses. All these tools can help students assess their abilities and address areas needing improvement, making the preparation process more effective.

There are unique advantages to utilizing digital practice resources for SAT preparation. One significant benefit is the flexibility they offer. Students can study at their own pace and on their own schedule, which is particularly beneficial for those balancing schoolwork, extracurricular activities, or part-time jobs. Digital platforms often utilize adaptive learning technology, presenting questions tailored to a student's skill level, which promotes more efficient studying. Moreover, many of these online resources provide instant feedback, allowing students to understand their mistakes and learn from them immediately. The gamified elements present in many educational apps can also enhance engagement, making studying feel less like a chore and more like an interactive experience. Overall, digital practice resources cater to various learning styles and preferences, providing students with the tools they need to succeed on test day.

For those considering registration for the SAT, visiting the College Board website is an essential step. It not only allows students to register for the exam but also provides a comprehensive suite of tools for preparation. With a blend of resources available digitally, students and parents can easily find the study approach that works best for them. Staying informed about the various options and utilizing the tools available can significantly impact a student's confidence and performance on test day.

## **9.3 Formulating a Practice Schedule**

Creating a balanced practice schedule is crucial for effective learning, especially when trying to improve in areas where one may struggle. Begin by assessing your current strengths and weaknesses. This assessment can guide you in allocating time wisely to the subjects or skills that need the most attention. For example, if a student excels in mathematics but struggles with writing, the schedule might reflect longer practice sessions for writing, while maintaining regular math practice to keep those skills sharp. A balanced approach means dedicating sufficient time to both weak and strong areas but prioritizing those that require more focus. Using a template can help visualize how time is divided across different subjects. Below is an illustrative comparison of a potential schedule allocation:

| <b>Activity</b>   | <b>Time Allocation</b> | <b>Focus Level</b> |
|-------------------|------------------------|--------------------|
| Math Practice     | 2 hours/week           | Maintain strengths |
| Writing Exercises | 4 hours/week           | Improve weaknesses |
| Science Revision  | 3 hours/week           | Balanced focus     |

Flexibility in scheduling is just as important as balance. Recognizing that students have unique lifestyles and commitments is essential for maintaining motivation and effectiveness in learning. A rigid schedule might feel overwhelming, especially for students who balance extracurricular activities, jobs, and family responsibilities. Allow students to adjust their schedules based on their evolving needs. If a big project in school requires extra time, the schedule should be adaptable. This means building in buffer times or even opting for variable hours each week. For instance, if a student has a soccer match on Tuesday evenings, their practice schedule should accommodate that, perhaps by shifting more intense study sessions to the weekend. Encouraging students to prioritize their commitments while also dedicating effective study time helps cultivate a sustainable learning environment.

A useful tip for students and parents is to review the practice schedule regularly. Take the time every few weeks to assess what's working and what isn't. Be honest about progress and make adjustments accordingly. Tracking improvements or struggles can help fine-tune the approach to study and practice, ensuring that time is used efficiently. Resources like College Board can provide additional support for students preparing for

college, including tips on study habits and scheduling. Registration on the site can open up a wealth of resources designed to help streamline this process.

## 10. Analyzing Practice Test Results



### 10.1 Identifying Weak Areas

Analyzing practice test results is essential for students who want to identify their weak areas. When reviewing these results, focus on the questions that were answered incorrectly. Take note of the subjects or types of questions that consistently present challenges. Creating a comparative table can also aid in visualizing progress. For instance, you can summarize the scores for each subject area, highlighting the ones with the lowest scores:

#### **Subject Area Score**

Mathematics 65%

Reading 75%

Writing 80%

In this example, Mathematics is clearly the weakest area. It's also useful to categorize mistakes. Were they due to a lack of understanding of concepts, careless errors, or time management issues during the test? Such insights can guide your future study sessions and ensure that they are tailored specifically to address these identified weaknesses.

Focusing on weak areas is crucial for effective study habits. When students dedicate time to improving their weaknesses, they not only enhance their understanding but also build confidence. A targeted study plan can make a significant impact. Instead of spreading study efforts thinly across all subjects, emphasizing those weaker areas can lead to a more substantial improvement. For example, if practice tests reveal that a student struggles with certain math concepts, dedicating extra time to practicing those concepts can increase proficiency and overall test scores. This focus can make studying feel more manageable and less overwhelming. Encouraging a mindset that prioritizes improvement in weak areas can also foster resilience, leading students to approach challenges with determination and strategy. To register for practice tests and other resources, students and parents can visit [collegeboard.org](https://collegeboard.org), which offers valuable tools to support academic success.

## **10.2 Adjusting Study Plans Based on Results**

Adapting study plans according to practice test analyses is crucial for effective learning. When students take practice tests, they gather invaluable data about their understanding of the material. By closely analyzing their results, students can identify areas of strength and weakness. For instance, if a student scores low in math problem-solving but excels in reading comprehension, they can adjust their study schedule to allocate more time to mastering math concepts. Techniques such as reviewing incorrect answers, focusing on foundational skills, and utilizing targeted resources can greatly enhance a student's grasp of challenging subjects. The College Board recommends using tools and resources for analysis to refine study strategies, which can be accessed on their website for those interested in standardized testing.

Different strategies can be employed based on varied performance levels. For students who perform well on practice tests, maintaining a similar study routine might be effective, but they should consider including more challenging materials to stretch their capabilities. For example, they might introduce advanced problems or delve into additional topics that could appear on future tests. Conversely, students who struggle should implement a more robust review strategy. They might want to adopt a step-by-step approach, breaking down complex content into smaller, manageable sections, and frequently reassessing their understanding through quizzes or flashcards. It's also helpful to seek assistance, whether through tutoring or group study sessions, as collaborative efforts can clarify misunderstandings.

Continuous reflection on progress is essential. Students should review their test scores regularly and adjust their study plans accordingly. Tracking progress over time can foster a growth mindset, helping students understand that improvement is a gradual process. Resources available on the College Board website can provide additional support, including practice exercises and detailed breakdowns of test content. Emphasizing flexibility in their study approach will help students respond effectively to their learning journey, ensuring they remain on track to achieve their academic goals. Utilizing a journal to document study habits, testing scores, and adjusting strategies accordingly can significantly enhance their study efficiency.

## **10.3 Setting Improvement Goals**

Establishing realistic and measurable goals for score improvement is an essential step in the academic journey. It involves understanding where you currently stand and where you want to be. A good practice is to analyze past performance and identify areas that need improvement. For example, if a student scored a 75 on a math assessment, a reasonable goal might be to aim for an 80 within the next quarter. This approach not only sets a clear target but also provides motivation to track progress. Use the SMART criteria to define these goals: Specific, Measurable, Achievable, Relevant, and Time-bound. This means your goal should clearly state what you aim to achieve, how you will measure that achievement, ensure that it is attainable, relevant to your overall objectives, and set within a clear timeframe. Tracking improvements over time allows for adjustments to be made, which can help in reaching the desired score or overall academic performance.

To stay motivated and on track, utilizing progress tracking techniques is vital. Maintaining a journal or digital log can help visualize advancement toward goals. Regularly reviewing test scores, assignment grades, and feedback from educators can create a clear picture of growth. Another useful method is to establish milestones; for instance, breaking down a major goal into smaller, more manageable parts can help maintain motivation. A visual representation, such as a chart that displays progress toward the set goal, can make the journey feel more tangible. Also, consider joining study groups or working with a tutor, as discussing challenges and achieving goals with peers can enhance motivation. Finally, don't forget to celebrate achievements, no matter how small; rewards can boost morale and encourage continued effort in the pursuit of educational success.

For those looking to improve their scores, using resources like the College Board can be particularly beneficial. They offer tools and assessments designed to help students gauge their abilities and track their progress. Registration through their website at [collegeboard.org](https://collegeboard.org) provides access to a multitude of resources, including practice exams and personalized feedback. Embracing these tools can be pivotal in crafting an effective study plan and maintaining a high level of motivation.

# 11. FAQs about the Digital SAT



## **11.1 Commonly Asked Questions**

A compilation of frequently asked questions regarding the Digital SAT often includes inquiries about the test format, content, scoring, and preparation strategies. Many students and parents are eager to understand the new digital format and the implications it holds for the testing experience. Common questions revolve around whether the new format affects the types of questions asked, how long the test will take, and what resources are available for preparation. Other frequent concerns include the registration process and how to handle technical issues that may arise during the test.

Clear, concise answers that demystify common concerns help ease anxiety for both students and their families. For example, the Digital SAT retains the core subjects of reading, writing, and math, ensuring that students are tested on the same knowledge areas as the traditional SAT. Registration can easily be completed online at the official College Board website, where parents and students can create accounts and sign up for test dates. Students should also know that there will be technical support available on test day, meaning they won't be left to manage issues alone. Preparing for the exam using official practice materials will be key to achieving a good score, and resources are widely available. Visit the College Board website for comprehensive information and registration details—this will help navigate the preparation and testing process with greater confidence.

For a practical tip, students should familiarize themselves with the test format by using practice tests available online. This practice will allow them to become comfortable with the digital interface, making it easier to focus on answering questions during the actual exam.

## **11.2 Myths vs. Facts**

Many myths surround the Digital SAT, causing confusion among students and parents. One common myth is that the Digital SAT is easier than the traditional paper SAT. In reality, both formats are designed to measure the same skills and knowledge, and students often find the level of difficulty comparable. Another prevalent misconception is that the Digital SAT requires advanced technology skills. However, the exam is designed to be user-friendly, and students will receive guidance during the test on how to navigate the digital platform. Furthermore, some believe that the Digital SAT will not include any math problems. This is untrue; mathematics remains a vital part of the exam, with various types of questions assessing different levels of proficiency. The College Board, the organization responsible for the SAT, provides a wealth of factual insights to help clarify these myths and empower students for success.

It is crucial for students and parents to separate fact from fiction when considering the Digital SAT. Knowledge is power, especially when aiming for college admissions. Understanding that the Digital SAT is simply a modern adaptation of the traditional format allows families to focus on preparing effectively rather than falling for unfounded fears. For instance, many believe that the Digital SAT results will come with a delay. However, results for the Digital SAT are typically reported in a similar timeframe to the paper version, enabling students to know their scores promptly. It's also a common myth that the Digital SAT emphasizes a different set of skills, but the exam maintains the same focus on reading, writing, and math capabilities as its predecessor. Accurate information is available directly from the College Board's website at [www.collegeboard.org](http://www.collegeboard.org), where you can also register for the exam and access resources to help in preparation.

An important practical tip for students is to practice using digital tools. Familiarizing yourself with the types of questions and the digital interface can help ease any apprehension about the format. Engaging with official practice materials from the College Board will not only build confidence but also solidify essential test-taking strategies. Students should remember that preparation is key, and by focusing on the right resources, you set yourself up for success on test day.

## **11.3 Where to Find Additional Information**

Finding reliable official resources is essential for students and parents seeking more detailed information on educational opportunities. One of the best ways to start is by visiting the College Board website. This site provides a wealth of information about college admissions, standardized testing, financial aid, and much more. It's a comprehensive resource that can help you understand the steps needed for successful college planning.

The College Board's official website, which can be accessed at <https://www.collegeboard.org/>, is regularly updated with the latest news and changes in the education landscape. From registration for SAT exams to detailed information about various colleges and scholarship opportunities, the website serves as a vital hub for all things related to college preparation. By utilizing the official resources found on this site, students and parents can ensure they are accessing accurate and up-to-date information.

For those looking to navigate the complexities of college admissions and standardized testing, it is advisable to familiarize yourself with the specific sections of the College Board's website. By doing so, you can easily find the information you need about upcoming testing dates, college requirements, and financial aid options, ensuring that you are well-prepared for the journey ahead. Remember, reliable information is just a click away!

## 12. Special Considerations



### **12.1 International Students and the Digital SAT**

International students face unique challenges when taking the Digital SAT. One key consideration is understanding the specific requirements and available resources tailored for them. Many international students may not be familiar with the U.S. education system, so it's essential to learn about the SAT structure, scoring, and how it fits into college admissions. Students can visit College Board for a wealth of resources, including sample questions, practice tests, and preparation tips designed for international contexts. Moreover, organizations in various countries often provide support, such as study groups and workshops, which can greatly aid students in familiarizing themselves with the test format and improving their skills.

The availability of testing centers is another crucial factor for international students. Unlike domestic students, international students may find it challenging to locate an accessible testing site. Some areas have fewer centers offering the Digital SAT, which can impact students' ability to test on their preferred dates. To prepare adequately, international students should check local testing availability through the College Board website and register early to secure a spot. They can also explore options for taking the test in nearby countries if testing centers are limited in their regions. For instance, students in certain regions may find alternatives across borders, so it's beneficial to be proactive. Preparations should also align with local educational standards, so students should reach out to local schools or educational consultants if they have specific concerns related to testing and preparation.

As students navigate the registration and preparation process for the Digital SAT, they need to remember to utilize the College Board's resources comprehensively. From understanding the registration procedures to knowing what to expect on test day, each step is important. It's also recommended to join online forums or communities of fellow international students, which can provide invaluable insights and support from peers who share similar goals. Emphasizing strong time management and study skills can enhance preparation efforts, ultimately paving the way for success on the SAT.

## **12.2 Impact of COVID-19 on Testing**

The COVID-19 pandemic significantly altered testing procedures for educational institutions across the globe. With safety concerns anchored in social distancing and limit on gathering sizes, standardized tests like the SAT and ACT adapted quickly to the changing environment. Many organizations transitioned to online testing formats, allowing students to take assessments from the comfort of their homes. This shift not only provided a safer alternative during the pandemic but also introduced flexibility in scheduling. For instance, in 2020, the College Board announced that the SAT would be offered in a digital format as an option for students. Exam centers implemented strict safety measures, including space between test takers and enhanced sanitation protocols. These adaptations were essential in maintaining the integrity of testing while ensuring the safety of students and staff alike. The impact of COVID-19 led to an increased awareness of access disparities, with many advocates calling for a more equitable approach to testing for all students.

These changes in testing procedures are likely to have long-lasting effects on future testing and admission policies. The acceptance of online testing has sparked discussions among colleges and universities about whether standardized tests will continue to hold the same weight in admissions processes. Many institutions began to evaluate their reliance on test scores as a measure of student potential. As a result, several colleges adopted test-optional policies, allowing students to apply without submitting standardized test scores. This shift may lead to a broader movement toward holistic admissions processes where a student's overall profile, including grades, extracurricular activities, and personal essays, becomes more significant. Future testing may focus more on assessing students' skills in a broader context, leading to the development of new forms of evaluations that align better with 21st-century competencies.

While the landscape of testing is evolving, it is important for students and parents to stay informed regarding changes in admissions criteria. Regular check-ins with institutions of interest will provide up-to-date information on testing requirements and any relevant deadlines. The College Board website (<https://www.collegeboard.org/>) is an essential resource for students looking to navigate this new environment, as it offers assistance with registration, test preparation, and updates on policy changes. By

keeping abreast of these developments, students can better prepare themselves for a changing educational landscape that recognizes diverse pathways to success.

## 12.3 Changes in College Admission Policies

Recent years have shown a significant evolution in college admission policies as institutions adapt to the changing educational landscape. Many colleges and universities are re-evaluating their approaches in light of social movements, calls for equity, and a growing recognition of diverse student backgrounds. This shift has led to a trend where an increasing number of colleges have adopted test-optional or test-blind policies, allowing students to choose whether or not to submit standardized test scores like the SAT. According to data from the College Board, the number of schools implementing such policies is on the rise, with notable increases especially after the disruptions caused by the COVID-19 pandemic. The goal of these changes is often to create a more inclusive environment that prioritizes a student's high school performance, personal essays, and recommendations over standardized test results. Students and parents should keep informed about these developments as they play a crucial role in shaping the future of college admissions.

As colleges move toward these revised admission policies, the importance of SAT scores is undergoing a transformation. In the past, SAT scores were a critical component of the application process. Many students dedicated considerable time and effort to prepare for this standardized test, believing that their scores would significantly impact their college prospects. However, with more institutions adopting test-optional policies, students may feel less pressure to focus solely on SAT preparation. Instead, they might prioritize their GPA, extracurricular activities, and personal statements. The following table illustrates the shift in college admission criteria and the diminishing emphasis on SAT scores:

| <b>Admission Criteria</b>          | <b>Traditional Emphasis</b> | <b>Current Trends</b>                                                         |
|------------------------------------|-----------------------------|-------------------------------------------------------------------------------|
| Standardized Test Scores (SAT/ACT) | High                        | Increasing as Universities with non mandate SAT requirement also consider it. |
| High School GPA                    | Moderate                    | Increased focus and importance                                                |
| Extracurricular Activities         | Low                         | Growing significance in holistic evaluations                                  |
| Personal Essays                    | Low                         | Greater emphasis on personal narratives and experiences                       |
| Letters of Recommendation          | Moderate                    | Increasing relevance in understanding student character                       |

This table highlights how the landscape of college admissions is changing and reflects a broader commitment to a more holistic review process. Students should consider how these changes impact their application strategies. For instance, if a student feels their SAT scores do not reflect their potential, they might focus on strengthening other parts of their application. It's crucial for both students and parents to stay updated on the specific policies of the colleges they are interested in, as these can vary significantly. By visiting the College Board's website at [collegeboard.org](https://collegeboard.org), students can find valuable information and guidance on college admissions and standardized testing, enabling them to make informed decisions in this evolving landscape.

## 13. Day of the Test



### **13.1 What to Bring to the Test**

On test day, it's crucial to bring along essential items that will help you perform your best. Most importantly, you should have a valid photo ID, as many testing centers require it for verification purposes. You should also bring your registration ticket, which you can easily get by registering online at College Board. It's a good idea to have a few sharpened #2 pencils without any decorative designs on them. A reliable calculator is also necessary, but remember to check whether your specific test allows it and what type is acceptable. Some students find it helpful to bring a water bottle for hydration and snacks to maintain energy levels during the exam. Additionally, a watch—preferably one that doesn't beep—can help keep track of time without relying on the center's clocks, which may sometimes be difficult to see.

While knowing what to bring is important, equally critical is understanding what items are prohibited on test day to avoid any last-minute confusion or inconvenience. Things like cell phones, smartwatches, or any other electronic devices are generally not allowed inside the testing room as they may disrupt the exam process or be viewed as potential sources of cheating. It's also wise to avoid bringing bags or backpacks into the testing area; most centers will have a designated area to leave them outside. Food and drinks are often restricted as well beyond snacks and water, so check the specific rules for your test. Being clear about these restrictions helps you be prepared and focused on what truly matters: performing your best during the exam. Staying informed and prepared by checking for any updates on the College Board website can make your test day experience much smoother.

Remember to prioritize your comfort and readiness by packing everything you need the night before the test. Double-check the items you plan to bring to ensure you don't forget key essentials. A good night's sleep before the test day will also help you stay alert and focused, making all the preparation worthwhile on the day of the exam.

## **13.2 Test Day Procedures**

The test day experience begins long before students set foot in the exam room. Upon arrival at the testing center, students will go through a check-in process that is both structured and straightforward. They should expect to present valid identification, typically a government-issued ID or their student ID, along with their test registration ticket. It's crucial to ensure that all materials are organized in advance, as the check-in can be time-sensitive, often requiring students to arrive at least 30 minutes before the scheduled start time. Students may also encounter security checks, where personal items like bags, electronic devices, and notes must be stored away from the testing area. Understanding these procedures in advance can ease anxiety and help students move through the check-in smoothly.

During test day, various scenarios might arise, and students should be prepared to handle them calmly and effectively. For example, if a student realizes they've forgotten their ID at home, they should contact a parent or guardian to see if it's possible for them to bring it to the testing center. Alternatively, students can prepare by keeping a digital copy of their ID on their phone if permitted. In scenarios where a student feels unwell or encounters issues such as technology malfunctions, it's essential to communicate with the test administrators immediately. Test officials are trained to assist in unexpected situations and can provide guidance on next steps, including possible rescheduling options. Being familiar with the specific guidelines and support offered by the testing organization, such as those outlined at College Board, can empower students to manage uncertainties effectively.

### **13.3 Tips for a Smooth Test Experience**

Maintaining composure and focus during a test is crucial for achieving the best possible results. One effective way to calm nerves is through mindful breathing techniques. Taking slow, deep breaths can help clear your mind and reduce anxiety. Additionally, arriving at the test center early allows you to acclimate to the environment. This minimizes last-minute stress and gives you time to settle in. During the test, if you find your thoughts wandering, take a brief moment to close your eyes, regroup, and then dive back into the questions. Positive self-talk can also be helpful; remind yourself that you are prepared and capable. Similarly, effective time management during the test is essential. Keep an eye on the clock but try not to fixate on it. Allocate time to each section and stick to that plan to avoid rushing through questions at the end.

The night before the test plays a critical role in your overall performance. A good night's sleep can significantly enhance your cognitive abilities, ensuring you stay alert and focused. Aim for at least seven to eight hours of restful sleep. Your brain processes and consolidates information while you sleep, making it a vital component in test preparation. In addition to sleep, nutrition is equally important. Opt for a balanced meal filled with whole grains, proteins, and healthy fats before the test. Foods like oatmeal, eggs, and fruits provide the energy needed to sustain you throughout the exam. Avoid heavy meals or foods high in sugar, as they can lead to an energy crash. Staying hydrated is essential too, so drink plenty of water the day before and the day of your test.

For those looking to register for standardized tests, websites like College Board offer streamlined processes and useful information on upcoming test dates. Make sure to check registration deadlines and prepare any necessary documents in advance. Knowing what to expect on test day makes the experience much smoother. Proper preparation will not only boost your confidence but also ensure you are ready to perform at your best. Remember, every small step counts toward achieving a successful test experience.

## 14. Post-Test Actions



### **14.1 Understanding Your Score Report**

A score report can appear daunting at first, but it provides valuable insights into your academic performance. Understanding how to interpret the elements of your score report is essential for students and parents alike. Each section of the score report breaks down various components of your results, including raw scores, percentile ranks, and section scores. Your total score reflects your overall performance, calculated from various subject areas. The percentile rank indicates how you performed compared to other test-takers; for instance, a percentile rank of 75 means you scored better than 75% of students. It's advisable to pay attention to each section, as section scores highlight specific areas of strength and those needing improvement.

The implications of your score report stretch far beyond just understanding the numbers. Colleges and universities use these scores as part of their admissions processes, which means your scores can significantly affect your college applications. A higher score can enhance your eligibility for scholarships, while a lower score may require additional steps to improve your candidacy. Many institutions have average score ranges for admitted students, so knowing where you stand can help you target schools that are a good fit based on your scores. It's important to remember that while test scores are a crucial factor, they are just one part of your application. Other components such as essays, recommendations, and extracurricular activities will also play significant roles.

Staying informed about your scores and their potential impact is key. For those looking to register for testing or understand more about score interpretation, resources like College Board's official website are valuable. You can visit College Board for detailed information, guides, and any assistance you might need with your score report. That knowledge can empower you to take the necessary steps to achieve your college goals, whether that means retaking a test or focusing on strengthening other aspects of your application.

## **14.2 Sending Scores to Colleges**

Sending SAT scores to colleges is an important step in the college application process. After taking the SAT, students will need to send their scores to the schools they are applying to. The process begins with registering for the SAT through the College Board's website, which you can find at [www.collegeboard.org](http://www.collegeboard.org). When you register, you'll have the option to select four colleges to receive your scores for free. However, additional score reports can be sent later for a fee. Students should gather the necessary information about each college, including their specific requirements regarding score submission, deadlines, and whether they require test scores as part of the admission process.

Timing plays a crucial role when sending SAT scores. Colleges typically have application deadlines that vary significantly, so it's essential to be aware of these dates. Most colleges have early decision deadlines in November and regular decision deadlines in January. To ensure your scores arrive on time, you should plan to send them at least several weeks before these deadlines. The College Board usually sends scores within 7-10 business days after a request is made, but delays can occur, especially during peak application times. To avoid any last-minute issues, it is wise to send scores as early as possible and confirm with each college to make sure they've received your scores.

Additionally, students should consider when to take the SAT to allow enough time for score reporting. Taking the test in the spring of junior year or early fall of senior year can give students ample time to send their scores before college deadlines. Also, keep in mind that certain colleges may superscore, meaning they will consider the highest scores from different test dates, potentially improving your overall standing. Research each school's policy regarding score submission and make a strategy that aligns with your application timeline. Lastly, always double-check your college list and verify that the scores are sent to all intended recipients to ensure a smooth admissions process.

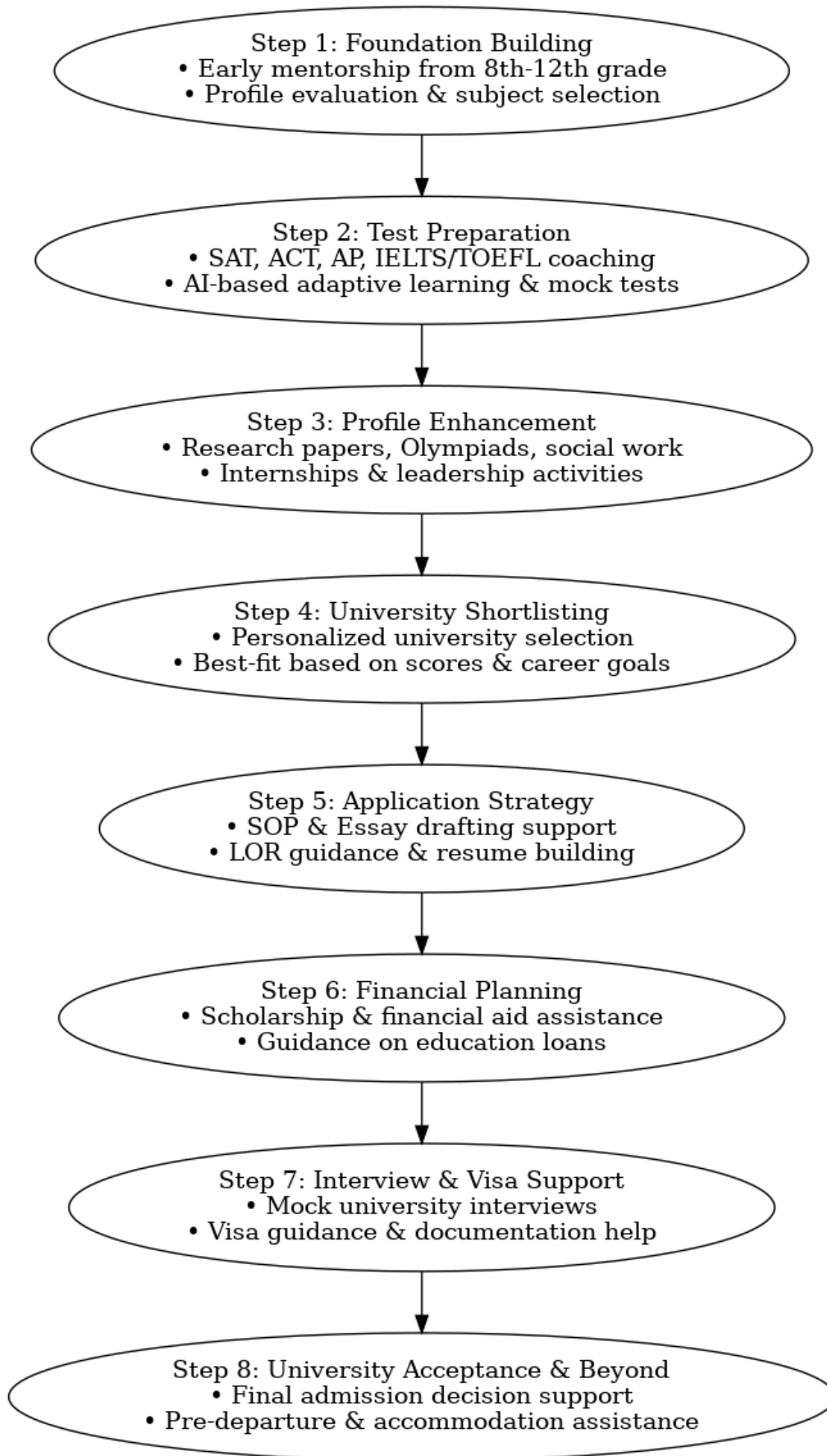
## **14.3 What to Do If You Are Unsatisfied with Your Score**

If you are dissatisfied with your test scores, there are several options for retaking the exam. One of the first steps is to consult the testing organization, such as the College Board, which offers valuable resources and detailed information on registration. You can register for a new test date by visiting their website, College Board. Many colleges and universities consider your highest score, even if you have retaken the test multiple times, giving you the opportunity to showcase your best performance. Be sure to familiarize yourself with testing policies, as some institutions may have specific guidelines regarding score submissions.

To develop an effective strategy for improving your scores, careful planning and effort are essential. Begin by analyzing your previous test results to pinpoint areas needing improvement, focusing on subjects or sections that were particularly challenging. Create a study schedule that allocates ample time for each topic while ensuring regular review sessions. Utilize study resources, including prep books, online courses, or tutoring services for targeted assistance. Joining study groups can also enhance your learning experience, as collaboration with peers often leads to a deeper understanding of the material. Set realistic goals for each study session to boost motivation, making your preparation more effective and engaging. Remember to practice with official test materials from recognized sources to become familiar with the test format and timing. Lastly, maintaining a positive mindset and implementing stress-reduction techniques during your preparation can significantly enhance your performance on test day.

A practical tip is to simulate test day conditions during your practice sessions. Try to take practice tests in a quiet environment, time yourself, and limit breaks to closely mimic the actual testing experience. This preparation can greatly bolster both your confidence and performance on the day of the exam. **By doing this, you'll find that EduQuest supports their students until they reach their potential, helping you to achieve the scores you aspire to.**

## **15. Resources for Continued Learning**



## **15.1 Online Courses and Tutorials**

A variety of reputable online courses are available for SAT preparation, making it easier for students to find resources that align with their learning styles. Among the top options

is Khan Academy, which offers a comprehensive free SAT prep course in partnership with the College Board. Another excellent choice is EduQuest, which provides a range of courses including options for live instruction or self-paced study. For a more cost-effective approach, Coursera features numerous SAT prep classes from institutions like the University of California, Irvine. Each of these platforms presents unique features tailored to different learning needs, which can be further explored through the College Board's website at [www.collegeboard.org](http://www.collegeboard.org).

Interactive learning environments can significantly enhance the SAT preparation process. The engagement from participating in live classes or interactive tutorials fosters a deeper understanding of the material. With tools that offer immediate feedback, students can pinpoint their strengths and weaknesses, allowing them to adjust their study plans accordingly. Many online courses incorporate gamified elements that boost motivation and consistency, making studying more enjoyable. The opportunity to connect with peers and instructors in real-time through forums or live chats provides essential support that helps maintain accountability. Overall, these interactive platforms can lead to more effective and enjoyable learning experiences, enabling students to perform at their best on test day.

To utilize online courses effectively, students should create a study schedule that incorporates practice tests and reviews tailored to their individual needs. It is essential for students and parents to balance structured lessons with self-directed study to maximize learning outcomes.

## **15.2 Books and Publications**

When preparing for the SAT, selecting the right resources can significantly impact your success. Recommended titles include *The Official SAT Study Guide* published by the College Board, which features actual SAT questions alongside effective strategies for each section. Another popular option is *Barron's SAT*, renowned for its thorough reviews and practice tests. *Cracking the SAT* by Princeton Review offers a unique perspective, emphasizing engaging techniques and practical test-taking strategies. Together, these publications cover various aspects of the SAT, providing students with tools that align with their individual study styles. For additional resources and to register for test updates and practice materials, visiting the College Board website at [www.collegeboard.org](http://www.collegeboard.org) is highly recommended. Additionally, you can find a wealth of information at this link.

Library resources can be invaluable for SAT preparation. Many libraries offer a variety of SAT study guides and preparation books available for borrowing. Furthermore, libraries often provide access to online databases, which include test prep materials, practice exams, and tutoring services. Students can also benefit from quiet study spaces and occasionally participate in free workshops or courses offered by the library. Utilizing these resources not only enhances learning but also promotes community engagement, allowing students to connect with peers who are also preparing for the exam. Public and school libraries are essential allies in the educational journey, frequently featuring programs specifically designed for exam preparation.

Exploring both books and library resources is crucial for crafting a well-rounded study plan. Regular visits to the library can reveal valuable materials and provide a conducive study environment that may be lacking at home. It's essential to establish clear study goals and utilize available tools while remaining adaptable to changes in your plan. Engaging with both books and community resources will enrich your preparation experience and enhance your chances of achieving a high score on the SAT.

## **15.3 Community Forums and Support Groups**

Online forums and communities play a significant role in providing support for students. These platforms allow students to connect with peers facing similar challenges, whether academic or personal. Sites such as College Board offer a variety of forums where students can ask questions, share advice, and find resources tailored to their specific needs. Participation in these forums can lead students to access valuable information about college applications, study tips, and scholarships. The sense of belonging to a community also fosters an environment where students feel safe to express their concerns and seek help from others who understand their situation.

Engaging with peers in community forums enhances learning and motivation in various ways. Interacting with fellow students can inspire individuals to push their boundaries, as seeing others succeed often encourages a competitive yet supportive spirit. This peer engagement creates a shared learning experience, where students can exchange ideas and offer different perspectives on complex subjects. Joining study groups within these online platforms can also help in clarifying difficult concepts and increasing retention of information. By participating actively in discussions and sharing personal experiences, students not only learn from one another but also boost their confidence and motivation to excel in their studies. Parents can support their children by encouraging them to join these forums, ensuring they connect with positive influences and resources during their academic journey.

Students seeking to join these forums can visit valuable resources like College Board for registration and additional support options. Remember, connecting with others who share similar experiences can be incredibly beneficial, turning the challenges of student life into a shared journey of growth and learning.

EduQuest is a **one-stop solution** for students aspiring to study abroad, providing end-to-end support across every stage of the journey. Here's why EduQuest stands out as the ultimate destination for study abroad aspirants:

### **1. Comprehensive Test Preparation**

EduQuest offers expert coaching for all major standardized tests required for studying abroad:

- ✔ **SAT, ACT, PSAT** – Rigorous training with top-notch faculty, mock tests, and personalized study plans.
- ✔ **AP Exams** – Guidance across multiple AP subjects, helping students gain college credits.
- ✔ **Language Proficiency Tests** – Free IELTS, TOEFL, PTE, and Duolingo support to meet university requirements.

## **2. Holistic Profile Building**

EduQuest goes beyond just academics, ensuring students stand out in applications:

- ✦ **Research Papers & Projects** – Guidance on publishing papers to strengthen academic credentials.
- ✦ **Extracurricular Activities** – Assistance in selecting impactful activities, from MUNs to internships.
- ✦ **Olympiads & Competitions** – Training for global competitions, boosting international exposure.
- ✦ **Social Impact Projects** – Encouraging students to engage in meaningful community initiatives.

## **3. End-to-End Application Assistance**

EduQuest simplifies the complex admissions process with:

- 📄 **University Shortlisting** – Helping students find the best-fit universities based on academic and career goals.
- ✍️ **Essay & SOP Writing** – Expert guidance on crafting compelling personal statements.
- 📄 **LOR Drafting** – Ensuring strong recommendation letters from teachers or mentors.
- 👛 **Scholarship & Financial Aid Support** – Helping students secure funding and merit-based scholarships.


## **4. School Partnerships & Early Mentorship**


EduQuest collaborates with schools to guide students from **8th to 12th grade**, ensuring a strong academic and extracurricular profile well in advance.

## **5. Study Abroad Logistics & Post-Admission Support**

EduQuest also assists with essential post-admission services:

 **Visa Guidance & Interview Prep** – Ensuring hassle-free visa approvals.

 **Accommodation & Forex Support** – Helping students settle comfortably in a new country.

 **Travel & Insurance Assistance** – Making international transition smooth and stress-free.

## **6. Global Reach & Proven Track Record**

EduQuest has successfully placed students in top universities worldwide, including **Ivy Leagues, Oxbridge, and prestigious institutions in the US, UK, Canada, Europe, and Singapore.**

With **everything under one roof**, EduQuest ensures a seamless, stress-free study abroad journey, making it the **ultimate one-stop solution** for students and parents alike. ✨

 Contact: **9958041888**

 Website: **[www.eduquest.org.in](http://www.eduquest.org.in)**